


LE CATALOGUE

GYPSE, the double post architectural balustrade with minimalist lines

PRODUCT BENEFITS

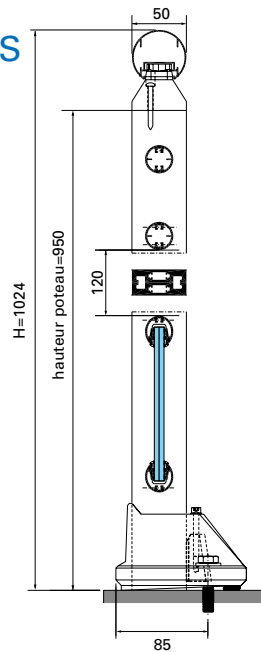
- Industrial design: contiguous or spaced posts, flat or round midrails for models with or without infills
- Variety of materials: aluminium, stainless steel, wood, glass, composite panels, decorative sheet metal
- Wide range of infills: glass, sheet metal, stainless steel rods or cables, St Andrew's cross, with or without a midrail
- Corner bracket for a 90° corner plate
- Available as a balcony separator and swimming pool barrier
- Possibility of raked balustrades from 0° to 38° for stairs
- 80 test reports
- Variety of different installation options tailored to each project: slab nose, on a slab, etc.



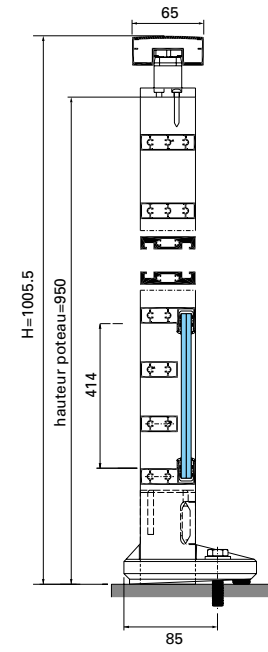
Photography: DRTechnal

CROSS-SECTIONS

Joined posts
Round midrail and glass bottom section infill
Round handrail



Spaced posts
Handrail and full-height rectangular midrails and glass bottom section infill



LEGAL RESTRICTIONS

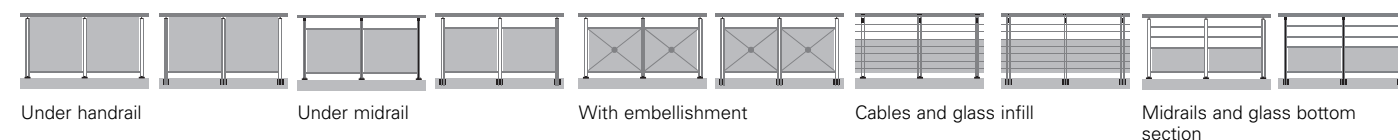
	Private place	Public place		Private place	Public place
	1600 mm	930 mm		1600 mm	930 mm
	1600 mm	930 mm		1600 mm	930 mm
	1800 mm	1550 mm		1600 mm	930 mm
	1600 mm	930 mm			

Scope of use = maximum distance between posts

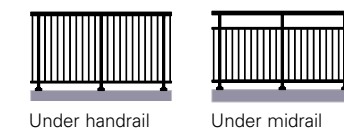
CONFIGURATIONS

Examples of raked or straight balustrade configurations - Installation on a slab or slab nose

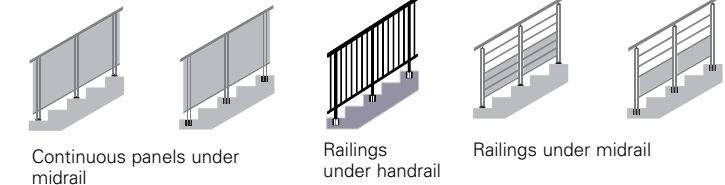
Straight - continuous panels



Straight - railings



Raked



GYPSE, the single post traditional balustrade with minimalist lines

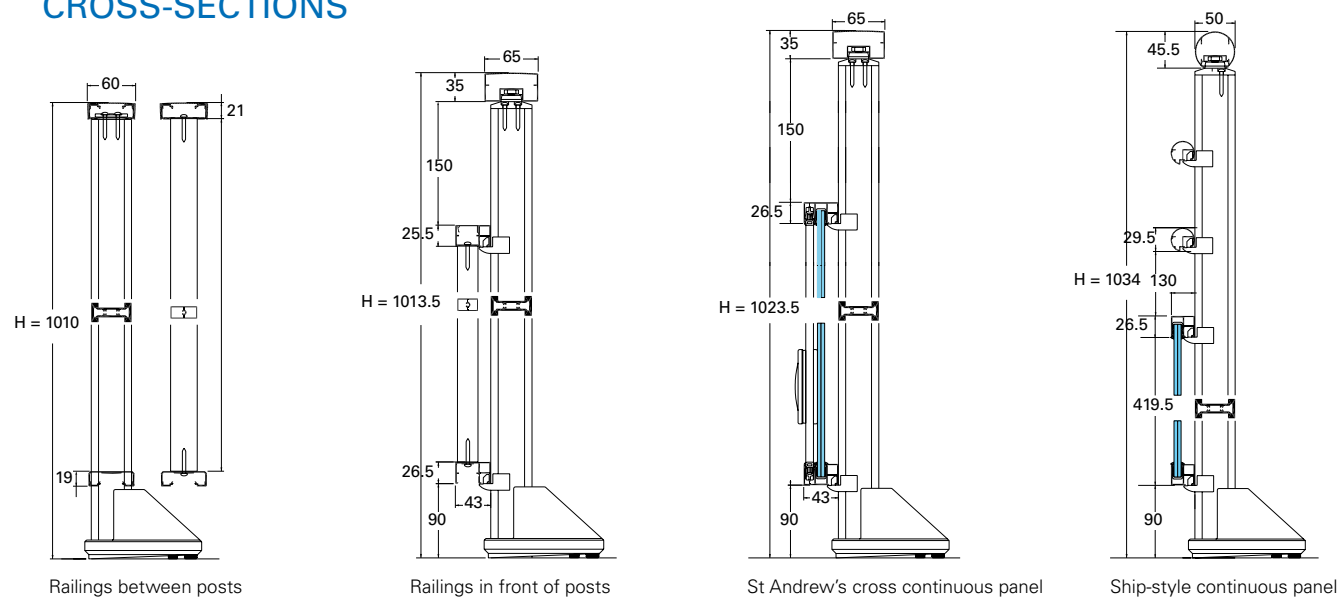
PRODUCT BENEFITS

- Multiple combinations of components and a variety of materials
- Sleek design:
 - Single symmetrical post 50 x 24 mm
 - Discreet fixings
 - Various handrail designs
- 90° corner plate with a single post
- Wide variety of infills: railings, continuous panels beneath a handrail, continuous panels with a St Andrew's cross or an "steamship" version
- Variety of different installation options to meet the needs of each project: slab nose, on a slab, etc.
- Possibility of raked balustrades from 0° to 38° for stairs
- Adjustable feet
- Bars to be screwed or crimped
- 70 test reports



Photographer: V. Bigeard

CROSS-SECTIONS



LEGAL RESTRICTIONS

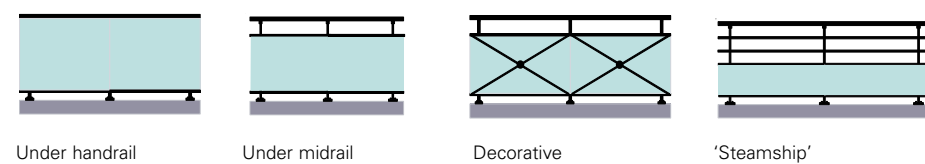
	PRIVATE PLACE		PUBLIC PLACE	
	Infill (glass, sheet metal)	Railings	Infill (glass, sheet metal)	Railings
	1600 mm	1599 mm	985 mm	984 mm
	1800 mm	1800 mm	1800 mm	1800 mm
	1600 mm	1599 mm	985 mm	984 mm
	1600 mm	1540 mm	985 mm	980 mm

Scope of use = maximum distance between posts

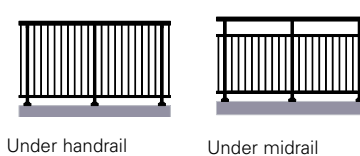
CONFIGURATIONS

Examples of straight or raked guardrail installations

Straight - continuous panels



Straight - railings



Raked





TECHNAL®

The world looks better