



Gate & Shutter Motors

Somfy gates and shutter motors are ideal for:

- Hotels
- Embassies
- Ministries
- Strategic Installation
- Homes
- Power Plants etc.

- Wide range
- Simplicity
- Reliability
- To meet every need



OUR STRENGTHS ARE:


- Engineering Expertise
- Innovative Design
- Simplified installation
- Anti-Debris System
- Performance
- Safety
- Maintenance

Our group companies



somfy.

Swinging gate motor

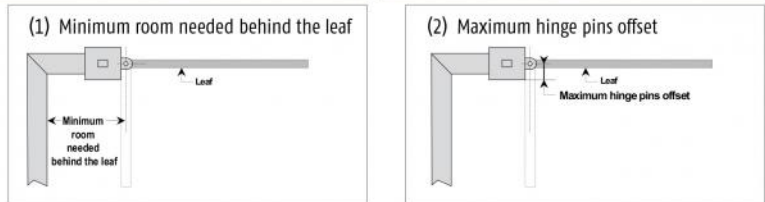
| | Arm | | | | |
|-----------------------------------|---|---|--|---|---|
| | Axovia 220B RTS | Axovia MultiPro 3S RTS / io | Axovia MultiPro 3S Slope opening | Axovia MultiPro 3S Sliding arm | Axovia MultiPro 3S Outward opening |
| |  |  |  |  |  |
| Suitable for PVC | <input type="checkbox"/> | <input type="checkbox"/> | <input type="checkbox"/> | <input type="checkbox"/> | <input type="checkbox"/> |
| Suitable for WOOD | <input type="checkbox"/> | <input type="checkbox"/> | <input type="checkbox"/> | <input type="checkbox"/> | <input type="checkbox"/> |
| Suitable for ALUMINIUM | <input type="checkbox"/> | <input type="checkbox"/> | <input type="checkbox"/> | <input type="checkbox"/> | <input type="checkbox"/> |
| Suitable for IRON / STEEL | <input type="checkbox"/> | <input type="checkbox"/> | <input type="checkbox"/> | <input type="checkbox"/> | <input type="checkbox"/> |
| Maximum leaf weight/length | 200 kg - 2 m | 300 kg - 2.5m | 100 kg - 2 m | 100 kg - 2 m | 100 kg - 2 m |
| Minimum room behind the leaf (1) | 490 mm | 450 mm | 450 mm | 162 mm | 0 mm |
| Maximum hinge pins offset (2) | 250 mm | 400 mm | 400 mm | 320 mm | 400 mm |
| Maximum number of cycles / day | 20 | 40 | 40 | 40 | 40 |
| Solar power compatibility | - | <input type="checkbox"/> | <input type="checkbox"/> | <input type="checkbox"/> | <input type="checkbox"/> |
| The + feature of the motor | Preserves the gate's condition | | | | |
| | Rapid opening | Customized application | Opening on to a slope of 20% maximum | 150° opening or small room behind the leaf | Case of lack of backing room inside |

Sliding gate motor

| | Elixo 500 3S RTS / io | Elixo 500 230 V RTS |
|-----------------------------------|---|---|
| |  |  |
| Maximum weight/length per leaf | 500 kg - 8 m | 500 kg - 8 m |
| Maximum number of cycles / day | 30 | 100 |
| The + feature of the motor | Custom configuration | Intensive use |

| Screw | | | | Underground | |
|---|---|---|---|---|---|
| Ixengo S 3S RTS | Ixengo S 230 V RTS | Ixengo L 3S RTS / io | Ixengo L 230 V RTS | Axovia 180B 3S RTS / io | E370D RTS |
|  |  |  |  |  |  |
| - | - | - | - | - | - |
| - | - | - | - | - | - |
| - | - | - | - | □ | □ |
| □ | □ | □ | □ | □ | □ |
| 200 kg - 1.8 m | 200 kg - 1.8 m | 400 kg - 4 m | 400 kg - 4 m | 200 kg - 1.8 m | 300 kg - 3 m |
| 210 mm | 210 mm | 275 mm | 275 mm | 40 mm | 50 mm |
| 103 mm | 103 mm | 183 mm | 183 mm | no limits | no limits |
| 60 | 60 | 60 | 60 | 20 | 50 |
| □ | - | □ | - | □ | - |

| Small room behind the leaf | | | | Attractive | |
|----------------------------|------------|------------------------|------------|--------------------------------------|------------|
| Customized application | Simplicity | Customized application | High power | Can be installed on an existing gate | High power |



| Elixo 800 230 V RTS | Elixo 1300 230 V RTS | Elixo 2000 230 V RTS |
|---|---|---|
|  |  |  |
| 800 kg - 10 m | 1 300 kg - 12 m | 2 000 kg - 20 m |
| 100 | 100 | 100 |
| Adjustable obstacle impact force | Slow end-of-travel docking | High power |

Somfy Rolling Shutter Motor



Easy to move manually the curtain

Centreo is equipped with a built-in declutching system that directly takes action on the gearbox which allows an effortless manual opening in case of power failure.



Quick and easy to install

Centreo offers quick and simple installation. It features a new fastening system, which has been specially developed to make the installation process easier, and memory rings to set end-of-travel points.



Compatible with all the range of Somfy controls



Axroll Plus



Keygo RTS



Universal key switch



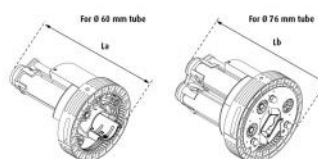
Security box



A wide range of compact motors

Centreo's compact design means that it can be used to motorise narrow curtains.

With a wide range of Centreo motors available, you will be able to find the right motor, whatever the size of your opening.



| | Torque Nm | For curtains up to | Power W | Current A | Speed rpm | Wheel \varnothing mm | Tube \varnothing mm | End-of-travel capacity | Brake and declutching | Weight kg | Length mm | |
|-----------|--------------|-----------------------|------------|--------------|--------------|---------------------------|--------------------------|---------------------------|--------------------------|---------------------|--------------|-----|
| | | | | | | | | | | | La | Lb |
| Centreo 2 | 100 | 200 kg ⁽¹⁾ | 390 | 1.7 | 10 | 200 - 220 - 240 | 60 ⁽²⁾ - 76 | 12 rpm | With and without | 6.8 ⁽³⁾ | 357 | 342 |
| Centreo 3 | 140 | 255 kg ⁽¹⁾ | 500 | 2.2 | 10 | 220 - 240 | 60 - 76 | 12 rpm | With and without | 7 ⁽³⁾ | 372 | 357 |
| Centreo 4 | 200 | 350 kg ⁽¹⁾ | 800 | 3.5 | 10 | 220 - 240 | 60 - 76 | 12 rpm | With | 10.5 ⁽³⁾ | 342 | 342 |

⁽¹⁾ for a perfectly-balanced curtain, with a wheel \varnothing of 220 mm

⁽²⁾ motor can be adapted for tube \varnothing of 34, 42 and 48 mm, using an adaptor kit

⁽³⁾ weight of motor with a wheel \varnothing of 220 mm