


LE CATALOGUE

TOPAZE, the contemporary sliding system that combines subtlety and simplicity

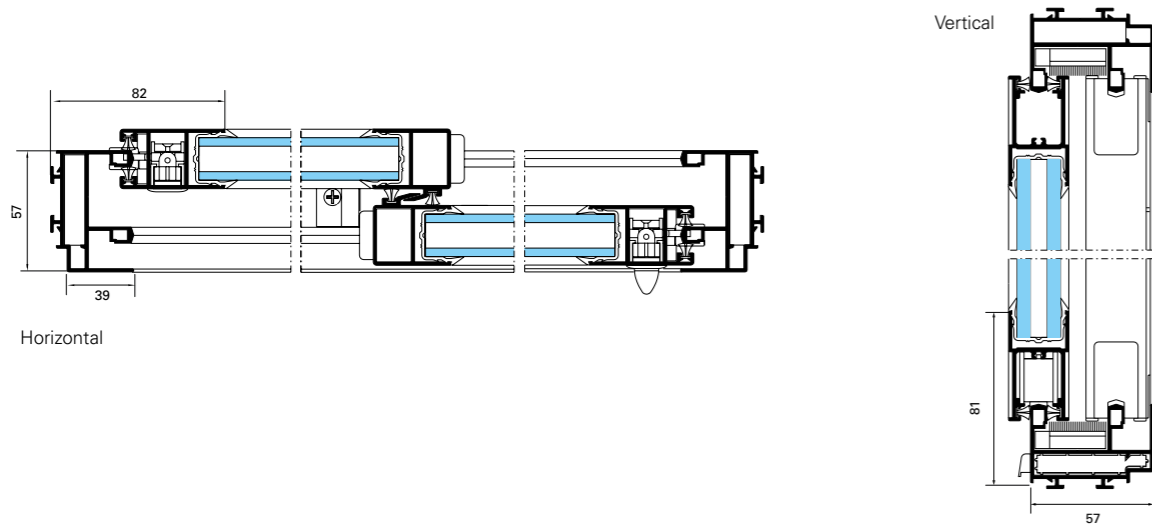
PRODUCT BENEFITS

- 46 mm module with no thermal break
- Significant glazed area
- Discreet 36 mm central stiles
- Infill from 5 to 20 mm
- Full range of closing mechanisms
- Tested for class 5 cyclone resistance
- Suitable for tropical zones
- Compatible with doors and windows from the same range



Architects: Cabinet KOFFI and DIABATE Architectes Photographer: DRTechnal

CROSS-SECTIONS

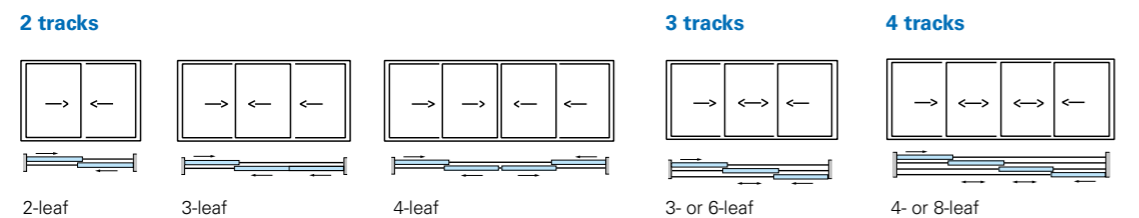


PERFORMANCE

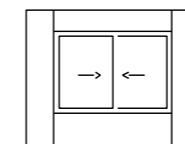
	MAXIMUM DIMENSIONS	Up to 2.60 m high
	MAXIMUM WEIGHT PER LEAF	Up to 140 kg
	THERMAL	No thermal break
	ACOUSTIC	-35 dB (Ra, Tr) 2-leaf window W 1.47 m x H 1.48 m
	WEATHER PERFORMANCE	A ₃ - E _{4A} -V _{A5} * Patio door with 2 cyclone-resistant leaves W 2.20 m x H 2.15 m

Test results in accordance with European standards in force
 *(A = Air, E = Water, V = Wind)

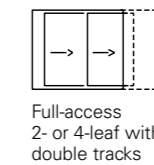
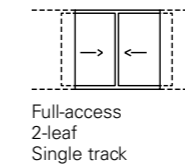
CONFIGURATIONS



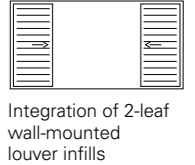
Composite frames



Full-access frames



Integration of infills for shutters





TECHNAL®

The world looks better